

Monday 6th July 2020

Good morning Class !!



How are you all? We hope you have had a lovely weekend in the sunshine. Miss Starrs and I are really looking forward to seeing or hearing about what you do today. Thank you to everyone for sharing your super learning with us last week, we especially enjoyed watching your videos. They always make us smile.

Below, we have some fun and exciting activities for you to enjoy at home.

Remember, if you have any questions, you can email us. 😊



Don't forget to enjoy some reading today, practise your challenges and most of all, enjoy some time outside in the fresh air.

Have a fantastic day and enjoy your activities.

Mrs Potter and Miss Starrs.

Before we begin our work, start your day getting active with Joe!

<https://safeYouTube.net/w/ayQM>

Subject	Task:
Literacy	<p>Do you remember me telling you that Islay has lots of favourite stories? She likes Little Red Riding Hood, The Gingerbread Man, and Goldilocks the most. Sometimes, I have to read them to her 3 times a day as she enjoys them so much. She loves it when I change my voice to sound like the characters.</p> <p>Today, I would like you to think some other things the characters might say in these stories, then, I can add these into the stories when I read to her.</p> <p>I have written a few ideas for you next to the pictures below.</p> <p>Don't forget to use your speech marks “ ” or use a speech bubble for the characters!</p> <div data-bbox="304 913 596 1240">  <p>“My bowl is empty” said Baby Bear.</p> </div> <div data-bbox="304 1256 1098 1624">  <p>“I'm going to eat you” said the cat.</p> </div> <div data-bbox="304 1630 687 1886">  <p>“Oh Grandma, you need to cut your hair” said Red Riding Hood.</p> </div> <p>If you get stuck, you could listen to the stories using these links:</p> <p>Goldilocks: https://safeYouTube.net/w/2zQM</p> <p>Little Red Riding Hood: https://safeYouTube.net/w/zzQM</p> <p>The Gingerbread Man: https://safeYouTube.net/w/6zQM</p>

Numeracy

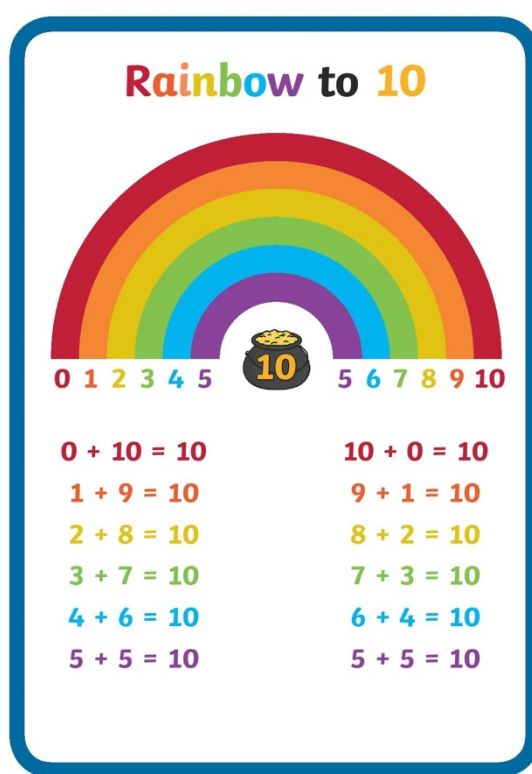
Today, we are going to practise our number bonds, and make our own number bond rainbows.

If you need to practise your bonds to ten then make a 'Rainbow to 10'.

If you need to practise number bonds to twenty make a 'Rainbow to 20'.

Remember, each colour on the rainbow will add up to 10 or 20.

Here are some pictures to help you:



You could use crayons, pencils, felt tip pens, paint, or even playdough to make yours.



If you fancy a challenge, send us a video of you saying your number bonds. If you do this, we will give you 3+7 dojos, how many is that?

Phonics

Read the short story below using your phonics skills, then draw a picture to match what you have read. Do as much as you can.

In the forest, I can see a brown bear.
The bear is eating a blue flower.
The bees get mad at the bear and chase him.

Reading

Read along with this story.

<https://www.booktrust.org.uk/books-and-reading/have-some-fun/storybooks-and-games/A-hole-in-the-bottom-of-the-sea/>

Now, write a list or draw pictures of all the animals you can remember that are in the hole at the bottom of the sea.



Topic: Art




Today, we are going to use our imagination to think about what this black dot could be...



I think it could be the inside of a flower, but Miss Starrs thinks it is someone's balloon.

What do you think? Draw the dot in your book, then create a picture showing what you think it is.
























Here a few ideas to help you.


























**One
Black Dot
Can be...**



Phonics: Phase 2-5 sounds

s 	a 	t 	p 	i 	n 	m 	d 
g 	o 	c 	k 	ck 	e 	u 	r 
h 	b 	f 	ff 	l 	ll 	ss 	

j 	v 	w 	x 	y 	z 	zz 	qu 	air 
ch 	sh 	th 	ng 	ai 	ee 	igh 	oa 	ure 
oo 	oo 	ar 	or 	ur 	ow 	oi 	ear 	er 

ay 	ou 	ie 	ea 	oy 	ir 	ue 	ue 
aw 	wh 	ph 	ew 	ew 	oe 	au 	ey 
a-e 	e-e* 	i-e 	o-e 	u-e 	u-e 		

*even