

Friday 4th July 2020

Blowers Green at Home - Nursery

E-mail: nursery@blowers.dudley.sch.uk



Hello Nursery,

Happy Friday everyone! I hope you have enjoyed our bear hunt week. Don't forget to send me a photograph of your learning so that I can share it with your friends.

Keep on Moving!

Keep practising your yoga poses. Yoga helps our bodies to become strong and flexible. It also helps us to feel calm and happy. Here are two more moves for you to practise. Try saying the message on each card as you do each move. The moves will become easier each time you practise.







Bear Hunt Map

Draw your own bear hunt map. All you need is a large sheet of paper and crayons or some chalks to use outside. Remember to do the actions before you draw.



<https://safeyoutube.net/w/8Z6M>



All about Bears

Can you find out three fantastic facts about bears? Click on the link below to watch a Disney Nature video all about the Brown Bear.

<https://safeyoutube.net/w/TUQM>

Where do brown bears live?

What do they eat?


What other animals live near brown bears?



Where's My Teddy by Jez Alborough


This is one of your favourite rhyming stories all about Eddy who lost his teddy, called Freddie, in the woods .

<https://safeyoutube.net/w/srRM>




That's not my Teddy

Ask an adult to help you make a frame of your favourite soft toy. This could be a teddy or another animal. Take your template on your daily walk or into the garden. Place your frame against lots of different objects and talk about what you can see. I can't wait to see your animals.



Note to adults

To make the frame, draw a simple teddy or animal shape. Cut the middle out to make a frame. Here are some examples of other animals.



Have a super weekend!
Miss Meads

