

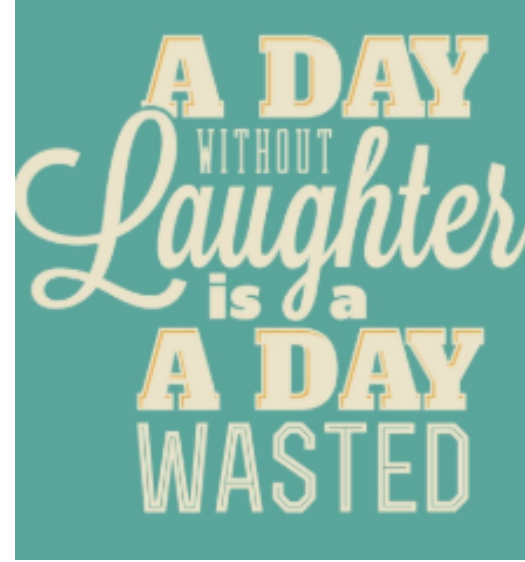
BE BRAVE  
BE CREATIVE  
BE KIND  
BE THANKFUL  
BE HAPPY  
BE YOU

Hello, Year 2!

How are you today?

I loved seeing your amazing star gazing invitations yesterday. Thank you for all of you who have shared pictures of your work with me.

Today, more space activities and fractions... let's get started!



### First up, maths!

Yesterday, we found **half** of different quantities of items in our house.


Today, we are going to practise finding **one quarter** of quantities.

A **quarter**- **one part** of a whole that has been **shared equally** into **four parts**.


We write this as  $\frac{1}{4}$

So, to find  $\frac{1}{4}$  of my 8 apples from yesterday, I **share** the **whole** (the 8 apples) into **4 equal** groups.

Draw this using sharing circles, in your books.



That's right!



So, I can now know that  $\frac{1}{4}$  of 8 = 2

Today, you are going to **share** items **equally between four people**, to find  $\frac{1}{4}$  of quantities.

You are going to share the different quantities of items listed below. You could use items like bricks, coins, or fruit!

Please make sure to ask an adult to help you choose your items to share!

1. 4
2. 12
3. 16
4. 20
5. 26

You could take pictures of your items shared equally into two groups or draw your groups like I have above.

Then write your fraction number sentence, like I did in green above.

Send me pictures of your work for **4 dojos!** There is a super challenge below for you too.

### Super challenge

Sally wants to buy a bag of sweets to **share equally between** her **four** friends. Sweets come in bags of 5, 8, 14 and 16.

Which bags of sweets could she buy to share with her friends with **no sweets left over**?

I will give you 2 dojos for your answer if you can show me how you can prove it!

### Now, it's time to read!



Find somewhere nice to read.

I know many of you like reading in your bedroom, because it is quiet.

Set a timer for 15 minutes. This time is just to enjoy your book!

If an adult or older sibling is free you might like to read to them.

Enjoy 😊

### Next up, a little spelling and grammar practise in our writing lesson.

Edgar was swinging around the room, like the cheeky monkey he is, and has knocked my laptop.

Now, all of my sentences don't make sense! Can you correct them for me?

Look out for capital letters, full stops and spelling errors in particular.

Correct my sentences and write them in your book.

Take this opportunity to practise your handwriting.

Send me a picture, and if I think your work looks good, you will get 2 dojos!


i was goin to da shopes wiv my sista

u ain't allowed too sat their" said Paul

### Our last lesson today, is design and technology

sterday, we listened to the lovely story 'Look up' and created an invitation to ask our families to star gaze with us.

Today, we are going to design our own spaceship!



Think about how you want your spaceship to look, you might like to research online to help you. Or, you can follow this how to draw a spaceship video here.

<https://safeYouTube.net/w/riuM>

Make sure to include a window in your design, so the astronauts can see out into space!

Great work guys! I look forward to seeing your spaceship drawings this week, I know you love to draw.  
Keep up the hard work this week.



It was so nice to read earlier! I think I am going to spend a lot of time reading this evening too. Once you get started on a good book, it's hard to put it down! What are you reading at the moment?



Make sure to get some exercise and fresh air today. Take some time to practise your challenges too.

Any issues, email me on the Year 2 email address.

Have a lovely day! 😊

Miss Pylypiak-Clancy