



Hi there! How are you today?
Did you have a nice weekend?
I went for a walk and a picnic with
my friends. It is my favourite weekend
activity now!
What's your favourite thing to do on
the weekend?

A LITTLE
PROGRESS
EACH DAY
ADDS UP TO
BIG RESULTS.

First up, is PE!


You know the drill by now.
Get ready to get sweaty with Joe Wicks!



Find today's PE session on his channel here.

<https://www.youtube.com/channel/UCAxWIXTOiEJcOTYIRfn6rYQ>

As a lovely treat let's enjoy a story!



My brother read this book with his class in school and absolutely
loved this story.

You can enjoy the book by following the link below. I know you
will love it too!

<https://safeYouTube.net/w/bIM>

What is the moral of the story?
What is the author trying to tell us to do?

Email me your answer for 2 dojos.

Next up, is writing


I want you to design your own invitation inviting your family to meet you to look up at the stars tonight.



Your invitation must look good, so remember to take time to write in your best handwriting and to decorate it beautifully.

Here's a few things to include to make a good invitation:

1. Use **'Dear'** to address the person you are inviting, and **'From'** to tell them who sent the invite.
2. Tell the person you are inviting, **where and when** your sky watching will take place.
3. Use **adjectives** to describe the night sky to make it sound so magical and wonderful that they will want to come.
4. Use a **simile** to describe the night sky.



will give 1 dojo for each writing feature from my list above you use, and an extra dojo for amazing presentation.

That could be 5 dojos in total!


Last today, is maths!

You might like to enjoy some snacks when you are star gazing with your family.


I am going to be stargazing with my housemate tonight, and we are going **share** our snacks **equally between us**.

Can you help me **share** these apples **equally between us**?

Draw in your books what my apples would look like when **shared equally**. Use your sharing circles to help you.



That's right!



If I **share equally between 2** people. The name of **one equal part** is called a **half**.

We can also write this as, $\frac{1}{2}$ because it is 1 **whole** (8 apples) **shared equally between 2**.

So, I can now know that $\frac{1}{2}$ of 8 = 4

Today, you are going to **share** items for your stargazing picnic **equally between you and one other person**, for your picnic.

You are going to share items of the quantities listed below. You could use items like bricks, coins, or fruit!

Please make sure to ask an adult to help you choose your items to share!

1. 4

2. 2

3. 6

4. 12

5. 10

You could take pictures of your items shared equally into two groups or draw your groups like I have above.

Then write your fraction number sentence, like I did in green above.

Send me pictures of your work for 4 dojos! There is a super challenge below for you too.

Super challenge

Write a word story for one of the items you have shared equally. For example, for the apples I shared above I might write this.

I picked 8 apples from my apple tree. I want to share them equally between my neighbour and I. Each of us would get 4 apples each.

I will give you 2 dojos for your word story. Please email it to me!

Well done today Year 2! I know this will be another super week of learning!

Let me know if there is a particular type of activity you enjoy, or any ideas you have for home learning.



Remember to take some time to read today and get some fresh air. Have you been practising your challenges?

Enjoy the rest of your day with your family.

I hope the weather is good so we can enjoy the lovely parks or our gardens.

Take care,

Miss Pylypiak-Clancy 😊

