

Friday 26th June 2020

Good morning Class !!

We hope you enjoyed yesterday's home learning.
We loved seeing your summer art creations.
Wow!



As always, we are looking forward to seeing or hearing about what you do today, but most of all, we are looking forward to hearing about what fun things you have been up to over the weekend.

Below, are some more fun and exciting activities for you to enjoy at home today.

Have another lovely day and a fun weekend,

Mrs Potter and Miss Starrs.



Start the day by practising your days of the week with this fun song:

<https://safeYouTube.net/w/T97K>

Do you have a favourite day?

Mine is Monday because that is when I get to read your emails telling about your weekend.

Miss Starrs is Saturday because she takes her dog for really a long walk.

Subject	Task:
Literacy	<p>Last night, I wanted to watch another fun film, but I couldn't find one that sounded exciting. Can you help me? Let me know what your favourite film is, and write a sentence telling me what happens in it.</p> <div data-bbox="288 369 837 909">  </div> <p>Mrs Macdonald's daughter Molly sent me this:</p> <p>My favourite film is Moana. It is about a girl who goes on an adventure. She finds it hard but never gives up.</p> <p>Remember to make your sentences really interesting because that will help me to decide.</p>
Numeracy	<p>Today, we are going to measure objects around our home using our hands.</p> <p>First, I would like you to draw around your hand, and cut it out.</p> <p>Like this:</p> <div data-bbox="887 1415 1428 1718">  </div> <p>Be careful using the scissors.</p> <p>Now, use your hand to answer the following questions.</p> <ol style="list-style-type: none"> 1. Find 3 things longer than your hand. 2. Find 3 things shorter than your hand.

3. Find 2 things the same size as your hand.

Challenge: How many hands tall are you?


I was 10 hands tall, but my hands are bigger than yours. I wonder how tall I would be using your hands?



Phonics

Choose a game you want to play for your phonics phase and spend 10 minutes practising your sounds.

<https://www.topmarks.co.uk/english-games/5-7-years/letters-and-sounds>



Did you know that tomorrow is Helen Keller day?

Helen Keller was the first blind and deaf person to get a degree. That is a special qualification you work for when you get older.

Being deaf means you can't hear, and being blind means, you can't see. It must be very strange not having 2 of your senses to help you learn. Try closing your eyes, and covering your ears, how does it feel?

Helen had to learn to communicate in different ways as she could not hear or see people. She might have used braille. This is where you use your sense of touch to feel patterns and dots on a page. The dots and patterns are used to represent words.

When people are unable to hear, they use their hands to communicate. It is called sign language.

Watch this video to see how.

<https://safeYouTube.net/w/uTOL>

Your challenge today is to learn how to sign your name.

Use the video or the pictures below to help you.

Can you send me a video of your sign language?

BRITISH SIGN LANGUAGE - GREETINGS



HELLO



GOOD



MORNING



AFTERNOON



NIGHT



HOW ARE YOU?



THANKS/PLEASE



SORRY



GOODBYE

BRITISH SIGN LANGUAGE - FINGERSPELLING



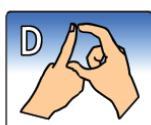
A



B



C



D



E



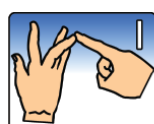
F



G



H



I



J



K



L



M



N



O



P



Q



R



S



T




U



V



W



X



Y


























Z



































**RIGHT
HANDED**



british-sign.co.uk

LEARN BRITISH SIGN LANGUAGE ONLINE
AT WWW.BRITISH-SIGN.CO.UK

s 	a 	t 	p 	i 	n 	m 	d 
g 	o 	c 	k 	ck 	e 	u 	r 
h 	b 	f 	ff 	l 	ll 	ss 	

j 	v 	w 	x 	y 	z 	zz 	qu 	air 
ch 	sh 	th 	ng 	ai 	ee 	igh 	oa 	ure 
oo 	oo 	ar 	or 	ur 	ow 	oi 	ear 	er 
ay 	ou 	ie 	ea 	oy 	ir 	ue 	ue 	
aw 	wh 	ph 	ew 	ew 	oe 	au 	ey 	
a-e 	e-e* 	i-e 	o-e 	u-e 	u-e 			

*even