



Happy Friday Everyone! Another week has flown by. I can't believe where the time is going.

Once again, well done on all your hard work - you are superstars!

Task 1 Maths - Statistics - Line Graphs.

Line graphs help us plot a series of data. For example marks on a test over time or the temperature at different points in the day. Read through the example below and then have a go at answering

the questions in each of the sections. This link will also help remind you about reading line graphs. <https://www.youtube.com/watch?v=x9dfsti25HY>

Line graphs are graphs in which a set of data is plotted and the points are joined up with a line. Line graphs often show a trend.

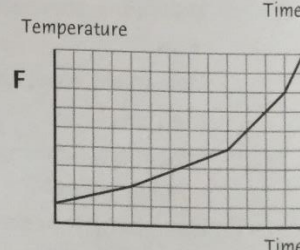
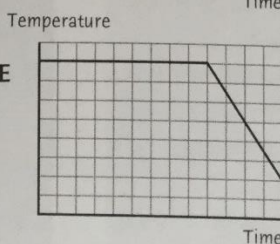
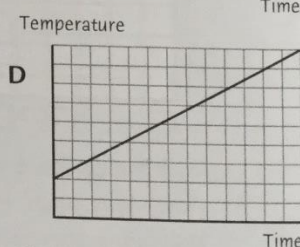
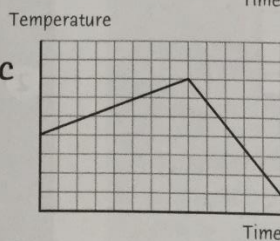
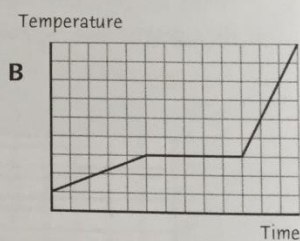
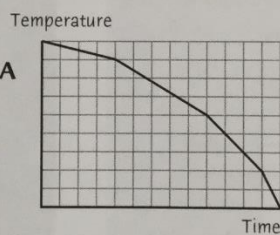
Example
This line graph shows the average daily maximum temperature in London during the year.

Month	J	F	M	A	M	J	J	A	S	O	N	D
Temperature (°C)	4	5	7	9	12	16	18	17	15	11	8	5

A

Match each of these statements to one of the graphs.

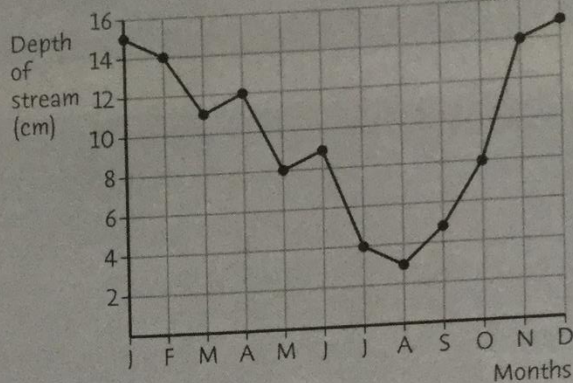
- 1 The temperature rises steadily.
- 2 The temperature begins to rise and then falls quickly.
- 3 The temperature rises more and more quickly.
- 4 The temperature stays the same and then falls quickly.
- 5 The temperature falls faster and faster.
- 6 The temperature rises, stays the same and then rises quickly.
- 7 The table shows the results of Sara's weekly tables test. Use the data to draw a line graph. Remember to label the axes.



Week	1	2	3	4	5	6	7	8	9	10
Mark	3	4	5	6	5	6	6	7	8	9

B

- 1 This line graph shows the depth of water in a stream throughout the year.
- How deep was the stream in March?
 - In which two months was the stream 8 cm deep?
 - Which month saw the largest increase in depth? Why do you think this happened?
 - What was the range of the depths?



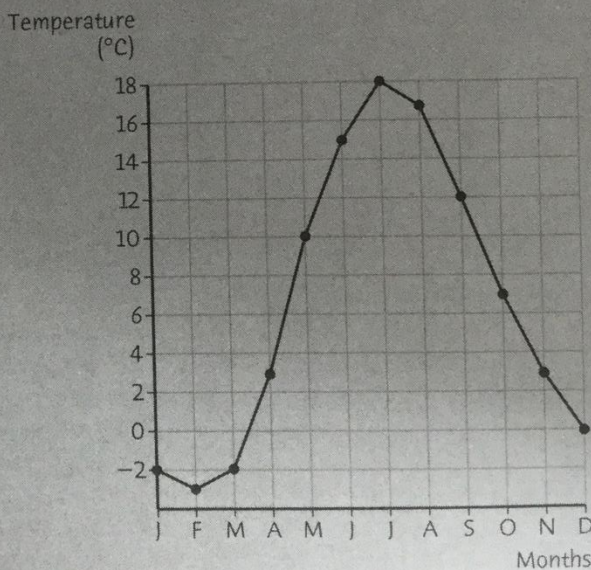
- 2 Use the table below to draw a line graph showing the temperature in a room in a school over 24 hours. Remember to label the axes.

Time	0400	0600	0800	1000	1200	1400	1600	1800	2000	2200	0000	0200	0400
Room temperature (°C)	3	2	14	18	19	19	17	14	8	5	5	4	3

- What was the range in temperature in the room during the day?
- When did the temperature increase most rapidly? Why do you think this happened?

C

- 1 This line graph shows the average daily temperature in Sweden.
- What was the temperature in June?
 - In which month was the temperature 7°C?
 - In which two months was the temperature 3°C?
 - Which two months saw the largest fall in temperature?
 - What was the range of temperature over the year?



- 2 Use the table to draw a line graph to show the improvement in an athlete's time for running 400 m. You will need to use graph paper.

Week	1	2	3	4	5	6	7	8	9	10	11	12
400 m time (seconds)	58.6	58.2	57.3	56.9	56.1	55.5	54.6	54.9	53.5	53.1	52.9	52.8

- In which week did she make the greatest improvement in time?
- In which week do you think she had a slight cold?

Let me know how you get on!

English Task - Creative Writing



Back in the Autumn term, you write about a storm when we completed our work on Kensuke's Kingdom. I want you to use the picture above to write a creative piece describing a ship in a storm. Think about the different sentence types and how you can build up tension to engage your reader. Use a variety of sentence starters (ISPACE) and a range of punctuation. Don't forget to email me the results. yearsix@blowers.dudley.sch.uk

Task 3 - History - Anne Frank

Today is Anne Frank's birthday. She would have been 91. We remember Anne Frank as she wrote a diary during World War Two explaining all about her experiences. Anne was a Jew and during World War Two, Jewish people were persecuted and killed by the Nazis in World War 2. Anne and her family had to hide from Nazi soldiers.

Read the information about Anne and her incredible diary and why she is remembered today then answer the questions.

See next page

Anne Frank



- Born in Germany on 12th June 1929
- Parents: Otto and Edith
- Sister: Margot
- Lively and outgoing, had lots of friends.
- Enjoyed writing, going for family trips out to the seaside, riding her bike.

The Second World War

In 1933, Adolf Hitler became the leader of Germany. Anne was Jewish but Hitler despised Jews. He blamed them for Germany's problems. Otto Frank moved to Amsterdam in the Netherlands when Anne was four years old. The Second World War began in 1939. The Nazis invaded the Netherlands in 1940. Life became hard for Jewish people. They were forced to wear a yellow star.



Anne received a red diary for her thirteenth birthday. Anne named her diary 'Kitty'; she began to write in it every day. Anne loved to write.

Going Into Hiding

Otto Frank had a secret annexe behind his office. Anne and her family hid away from the Nazis for two years. Anne wrote in 'Kitty' every day.

Captured

Towards the end of the war, Anne and her family were betrayed and the Nazis found their hiding place. The family was split up and sent to a concentration camp. Anne died just a month before the end of the war from a disease called typhus. She was fifteen years old when she died. Only Otto Frank survived. He decided to publish Anne's diary.





Anne Frank had dreams of becoming a writer. Her diary shows her courage and hopefulness.

"Think of all the beauty still left around you and be happy."

Anne Frank

"No one has ever become poorer by giving."

Anne Frank

Anne Frank Timeline

1929	12th June: Anne is born in Germany.
1933	Adolf Hitler comes to power as leader of Germany. Anne Frank moves to Amsterdam.
1940	May: Germany invades the Netherlands.
1942	Jews must wear a yellow star. 14th June: Anne begins her journal. July: Anne's family go into hiding.
1944	4th August: The Franks are discovered and arrested. 3rd September: The Franks are taken to a concentration camp.
1945	March: Anne dies from Typhus.
1947	Anne's father Otto publishes her journal.

Questions - complete in your exercise books.

1. When and where was Anne Frank born?

2. What is the best meaning for 'lively and outgoing'? Tick one answer.

- Full of life and energy
- Naughty and mischievous
- Quiet and laid-back

3. Use the information to find two things that Anne Frank enjoyed doing.

4. Who was Adolf Hitler?

5. When the Nazis invaded the Netherlands in 1940, life became hard for Jews. What were they made to do?

6. Anne received a red journal for her thirteenth birthday. What did she name it?

7. Otto Frank had a secret annexe to hide his family from the Nazis. Why did he do this? Tick the reason that is false.

- If they were caught, the family would be sent to a concentration camp.
- Otto Frank wanted to keep his family safe.
- The Nazis blamed the Jews for Germany's problems so the Jews were in danger.
- Anne Frank liked to play 'hide and seek'.

8. Anne Frank hid in the secret annexe for two years. How would you feel if you had to stay hidden for so long?

Keep up the good work everybody. Have a lovely weekend.

Stay safe.

Mr Thompson