

be
KIND

Hello Class 3!

How are you all? Super work yesterday!

I awarded lots of Dojos for your alphabetical lists...Well done.

SMILE
often



As it's a Thursday, let's start our day with a sing song. I love Thursday because it is singing assembly! You know how much I love singing!

https://www.youtube.com/watch?v=ut5_ZaEAS3s



Our first lesson today is maths.



Go on a short minibeast hunt. Create a graph to show the types of minibeasts that you found.

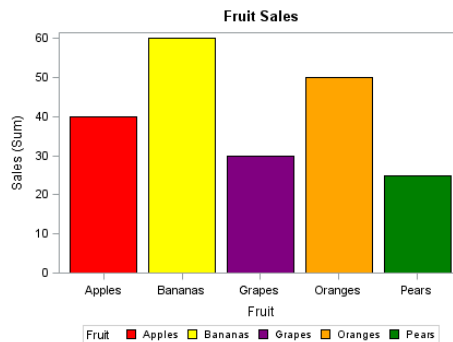
What graph will you choose? A pictogram, a bar chart or a table?

What will the title be?

Create questions about your graph so you can test people in your house.

Think about how they could use your chart to answer the questions. You could even send it over to me to challenge me!

Colour	Number of Smarties	Frequency
Green		7
Orange		8
Blue		5
Pink		6
Yellow		11
Red		8
Purple		7
Brown		3
Key = 2 smarties		



Subject	Tally	Total
Maths		4
English		3
Science		2
History		9
Other		6


Handwriting

In your exercise book, practise these words using the joins we have learnt.

code	cook	coal
come	communication	cater


Next up is English.

Today, you are going to be word detectives. How many words can you make from the grid below? Count your points and let me know. I managed to get 15 points. Can you beat me?



Game 1


How many different words can you create using adjoining letters? The letters must touch each other but can join in any direction - horizontally, vertically or diagonally. You cannot use the same letter cube more than once in a single word.



S	T	V	E
K	E	N	O
T	P	U	Y
E	O	M	P

POINTS GUIDE	
3 letter words	1 point
4 letter words	2 points
5 letter words	3 points
6 letter words	4 points
7+ letter words	5 points

Now add up your total points score using the Points Guide and record it in the box.



TOTAL POINTS

Challenge – How many sentences can you write using the words that you have made?
Email me your best one!

Our next lesson is design and technology.

Last term, you learnt all about the Stone Age. I would like you to create a replica of a stone age artefact.



The replica can be made out any material you like.

First, design what your replica is going to look like and label it to state what materials you are going to use.



After this, begin to make your replica, please be very careful and ask for help off an adult if you need to.

This is an example of a replica sword made from salt dough and stained by coffee. I made it with George and Harry. What do you think?



Super work Year 3! You have finished everything for today!

Don't forget...any problems, you can email me.

Have a lovely evening!

I am making spaghetti bolognaise for my tea tonight...it is my favourite! Do you make this much mess with it? George and Harry used to when they were babies!

What is your favourite food?

Enjoy! From Mrs Martin

