

Friday 5th June 2020

It's Friday! Whether you have been in school or you have been working from home you have once again worked really hard and all the staff in school are proud of you!

Yesterday's Maths Answers:

question	answer
1	40.2
2	11.6
3	75.6
4	10.4
5	69.3
6	24.6
7	49.5
8	49.2
9	335.2
10	118.4
11	404.4
12	231.6
13	721.6
14	235.8
15	404.6

16	257.1
17	4.68
18	1.56
19	2.64
20	2.25
21	2.03
22	6.96
23	1.14
24	4.95
25	15.56
26	52.92
27	19.18
28	11.7
29	10.85
30	61.84

Maths Task 1

We will have a go at the following arithmetic questions today.

1. $80 \times \underline{\hspace{2cm}} = 960$
2. $0.16 \times 100 = \underline{\hspace{2cm}}$
3. Calculate: $100 - (2 \times 8 \times 3) = \underline{\hspace{2cm}}$
4. Change 90 % into a fraction: $= \underline{\hspace{2cm}}$
5. What is the change from £10 after buying two books at £4.35 each?
6. Circle the prime numbers: 3 29 17 87 16 51 (Be careful!)
7. Round 254,935 to the nearest 1000 $\underline{\hspace{2cm}}$
8. Round 2.1 kg to nearest whole kg. $\underline{\hspace{2cm}}$ kg
9. $640 \div 4 = \underline{\hspace{2cm}}$
10. $1812 \div 6 = \underline{\hspace{2cm}}$
11. Two angles of a triangle are 45° and 45° .
What is the size of the third angle? $\underline{\hspace{2cm}}$ degrees
12. Find the change from £5 after buying 700g of apples at 35p per 100g?

13. List these temperatures in descending order:

10°C 5°C

- 2°C - 4°C 15°C answer=

14. If $3a - 12 = 39$ what is the value of a ? $a =$ _____

15. If the time is 8.55 pm. How many minutes until it is 2300 ?

_____ min.

16. $10 \times 25 \times 9 =$ _____ 17. $25,435 - 10,167 =$ _____

18. The three angles of a quadrilateral are 108°, 155°, 42°.

What is the size of the other angle? _____°

19. Cancel (simplify) this fraction: 50 hundredths =

20. What is 20% of 400?

21. What is half of 4 kg and 200 g. _____

22. $27 \times 45 =$

23. $567 \times 34 =$

24. find three quarters of 56?

25. What is $\frac{3}{5} + \frac{1}{2}$?

Have a go - see how you get on. Don't forget to email if you are having any difficulties or need any help or support with any of the questions.

English Task - Dashes for parenthesis.

One of the ways we can use dashes in our writing is to include them when we include extra information in a sentence using parenthesis. You will need a pair of dashes, similar to the way you would use brackets. We call this using a 'double dash'.

The Double Dash



The dash is a punctuation mark which can be used when you want to **emphasise additional information**.

Dashes **may be used in pairs** when they **separate** the words from the surrounding text.

For example:

The man was plainly dressed - so he would not be noticed - in a black suit.

The sentence would still make sense without the part within the dashes.

There is a space on either side of the dash.

This part of the sentence gives extra information so this part could be removed.

1. Put the dashes into the following sentences.

- a. I woke up this morning to see that it had been snowing overnight my car was completely covered.
- b. My cat who is eighteen years old sleeps for up to twenty hours a day.
- c. Jake did an amazing audition for the show he really impressed the panel.
- d. Priya Anand the only girl on the team scored the winning goal.

2. Add your own parenthesis to the following sentences.

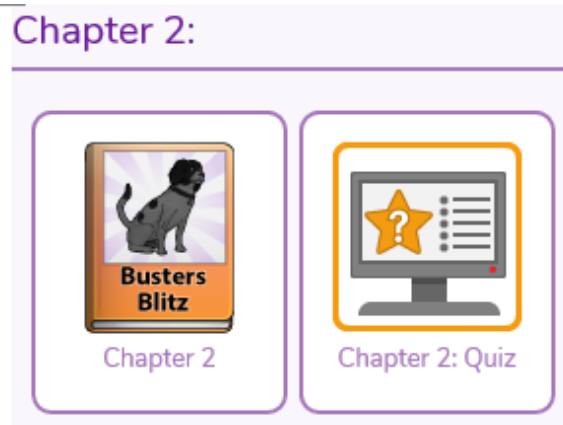
- a. Sam Taylor – _____ – won the skipping race.
- b. My dog can run very quickly – _____.
- c. The car – _____ – smashed into the fence.
- d. The hedgehog curled into a ball – _____.

English - Task 2 - Reading

Read Chapter 2 of Buster's Blitz on Purple Mash. I have set the activity as a 2do so link should appear in your notifications. If not, then just use the search facility on Purple Mash and search 'Buster's Blitz'.

Read Chapter 2 and complete the quiz - this has also been set as a 2do.

If you are having difficulty accessing Purple Mash. Make sure you spend 20 minutes reading one of your own books. You may want to read one of the books that were sent home before the half term holiday. 😊



Task 3. Science Light

Read the following information about a telescope. There are some activities to complete at the end of the information.

How does a Telescope Work?

A telescope makes faraway objects look closer and lets you see them better. This text explains how a telescope works.

Why do we need a telescope?

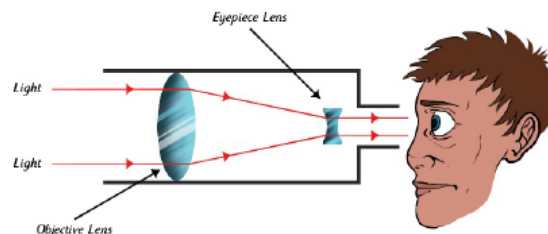
When things are faraway, the pupil of your eye does not allow enough light to enter. This means that you can not see the object in enough detail. Also, a faraway object projects only a tiny image onto the back of your eye. A telescope improves your vision in two ways. Firstly, the large end of the telescope collects lots more light from the object you are looking at. Secondly, the eyepiece of the telescope magnifies the small image, allowing you to see a bigger, more detailed image.

Optical telescopes

Optical telescopes observe visible light from space. Small ones allow amateur astronomers to study the night sky. In addition to this, there are some rather large optical telescopes positioned around the world. These are used by professional astronomers. There are two main types of optical telescope. The refractor telescope uses a glass lens, whilst the reflection telescope uses mirrors.

The refractor telescope

A refractor telescope collects light through a special lens called an objective lens. When you look at a faraway object, like a star, the objective lens collects the light from that object. Next, the light travels along the telescope and through an eyepiece. Finally, the eyepiece acts like a magnifying glass, making the object look bigger.



The reflection telescope

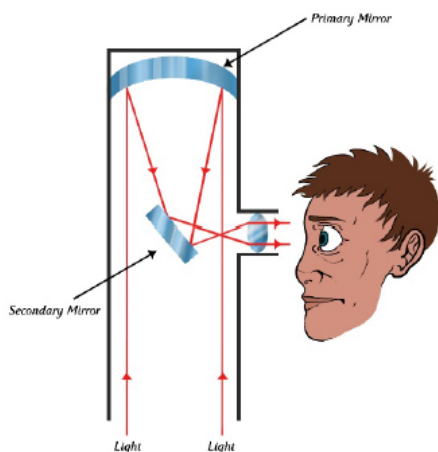
A reflection telescope collects light through a mirror called a primary mirror. Again, the light travels through the telescope to the eyepiece. Finally, the eyepiece acts to make the object look bigger.

Bigger images

The smaller the objective lens or the primary mirror, the less light it can collect. This means that you see a smaller and less detailed image. The bigger the objective lens or the primary mirror, the more light it can collect. This means that you see a larger and more detailed image.

Did you know?

The Hubble Space Telescope is one of the most famous optical telescopes in the world. It was sent into space in 1990 and orbits the Earth at a speed of 5 miles per second. Every 97 minutes, Hubble completes a spin around the Earth, taking pictures of planets, stars and galaxies as it goes.



Questions

1. Underline or write down any key scientific vocabulary.
2. Use the internet or a dictionary to find the meaning of these words and create a glossary.
3. Research further information about the Hubble Space Telescope.

Hope you all have a lovely weekend.

Mr Thompson

