

"You are braver than you believe,
stronger than you seem, and
smarter than you think"
A.A. Milne, Winnie-the-Pooh



Happy
Wednesday!
How are you
today?

My mum is a big
Winnie the Pooh
fan, and these
are some of her
favourite
quotes. I
really liked



Hmm... I feel a little tired
this morning. Let's start
our day with a little
stretch.

Pick a cosmic yoga video
here.

[https://www.youtube.com/user
/CosmicKidsYoga](https://www.youtube.com/user/CosmicKidsYoga)

Email me to tell me which
video you think I should do!



Next up today, is maths!

So far these week, we have
been practising measuring

lengths. Can you remember what unit of measurement we use to measure length?

That's right! **Centimetres (cm)** and **meters (m)**!

Do you remember when we used jugs and bottles to measure water in class?

Today, we are going to

Volume is the amount in a container.

We measure volume in **millilitres (ml)** and **litres**
practise measuring **volume**,

To warm up your maths brain today, give yourself 3 minutes to find these items.

You might find things like a juice bottle, a large bottle of squash or a bottle of mouthwash. Get set... go!

1. A container with a volume of less than 1 l
2. A container with a volume of less than 100 ml

3. A container with a volume more than 500ml, but under 1l

Send me a picture of your items for **2 dojos**.



Now, if you have a measuring jug in your house, I would like you to practise measuring these volumes. There is a challenge below too.

1. 200 ml 2.
500ml

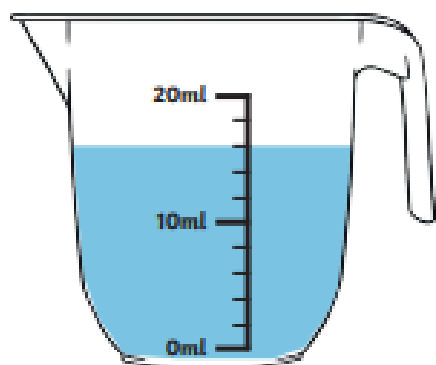
3. 1 l

4. 750 ml

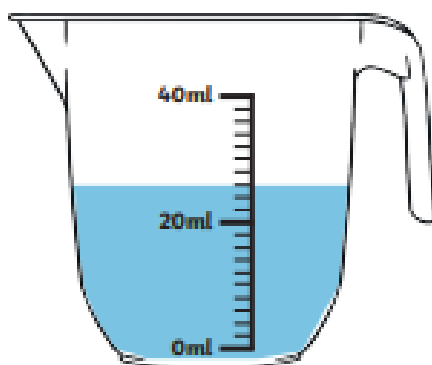
5. 50 ml 6.
450 ml

How did you do? Which volumes were trickier to measure than other? Why?

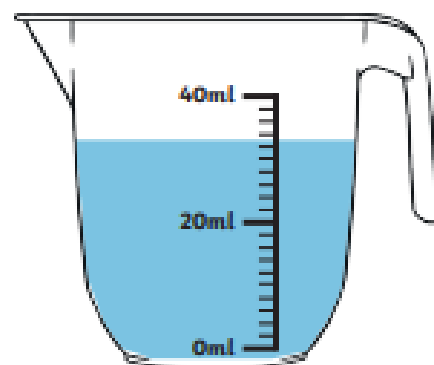
If you don't have a measuring jug at home,
try reading these scales.
Remember, look carefully



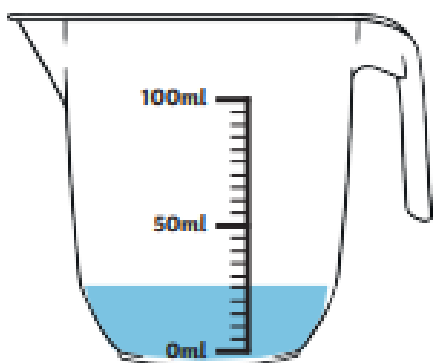
1. _____ ml



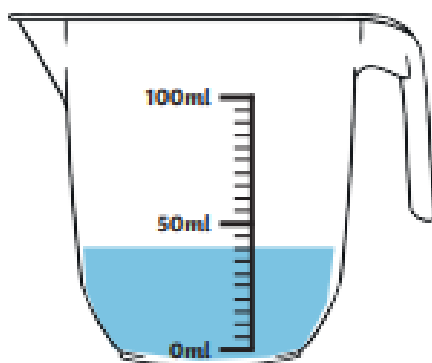
2. _____ ml



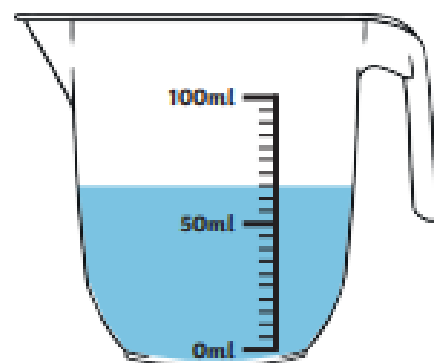
3. _____ ml



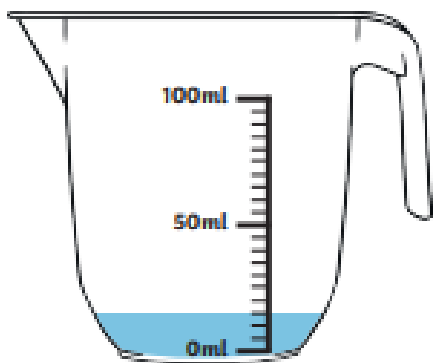
4. _____ ml



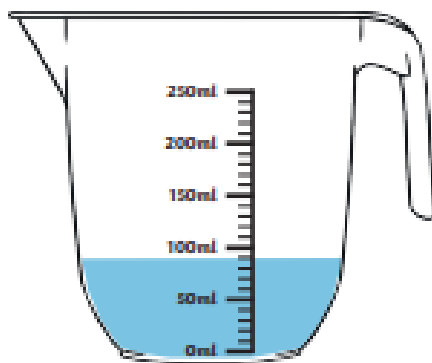
5. _____ ml



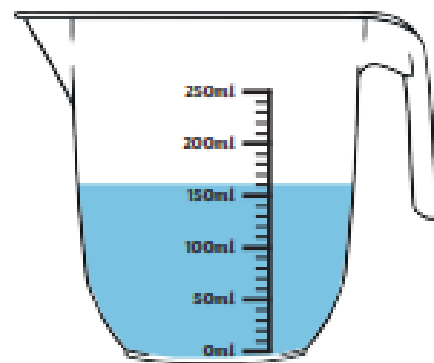
6. _____ ml



7. _____ ml



8. _____ ml



9. _____ ml

at the intervals... do you

need to count in 1s, 2s,
5s or 10s?

Send me your answers. If
you get them all right, I
will give you **4 dojos!**

Super Challenge

Eva wants to measure 2 litres of water
into a tub. She only has a 5 litre and a 3
litre container.



How can she use both containers to
measure 2 litres?

Send me your answer to my super
tricky challenge for **2 dojos.**

Our next lesson is
writing

Let's meet Adil Adverb!



My name is Adil Adverb. You'll often find me close to Veronica Verb. I love to describe her actions. For example:

Veronica Verb always **laughs loudly** and she **runs quickly**.



That's my job - to tell you more about a verb.

An adverb tells you where, why or how much something is done.

Today, we are going to

Adverbs are words which tell you **where, when, how, or how**

practise spotting adverbs.

Here are a few tips to help you:

1. Adverbs often end in the '**ly**' suffix. For example, loud**ly**.

2. **Adverbs** often describe a **verb** (action word). For example, 'Jessica **danced merrily**'.

3. Adverbs describe **where, when, how, or how often** something is done.

Remembering my clues, find the adverbs in each sentence and write it in your books.

Off you go adverb detectives!

1. Isaiah ran quickly.
2. Isabelle tried hard.
3. Abigail threw the ball up.
4. Liam ran upstairs.
5. Helen laughed nervously.
6. The penguins swam happily.
7. The lion roared daily.
8. Amy tried hard to do her homework neatly.



Email me a picture of your answers. If you are right, you will get **4 dojos!**

Our last lesson today, is RE

I loved finding out about
your special places
yesterday.

How lucky we are to have
such wonderful places we
love!

Today, we are going to find
out a bit more about other
people's special places.
Some of our special places



might be similar, or they
might be very different. It
doesn't matter as our
special place is personal to
us and we are all different.

You are going to interview
three people about their
special places. This might
be your adults, your
siblings or you could even
ring your granny or friend
to ask them. You might ask
them:

- What is their special
place?
- Why is that their special
place?

- How does their special place make them feel?

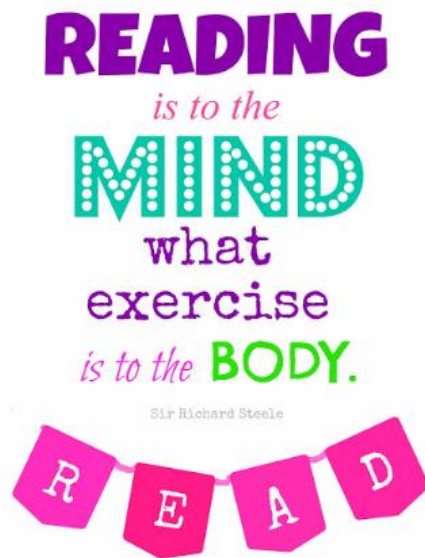
You can present their answers however you like. You could even record a video or sound clip of you interviewing them.



I would love to see or hear what you find out. So... I think 4 dojos for any work I am emailed!
Have fun reporters!

Another great day of learning Year 2!

I am loving our special places topic. Are you?



Remember, if you have any problems you can email me on our year 2 email address. Remember to work on your challenges and take some time to get some fresh air and exercise today. I think I will settle down to read a few more chapters of my book this evening. The weather has been so nice, fingers crossed I can do this outside!

Have an amazing day!

Miss Pylypiak-Clancy

