

Monday 1st June 2020

Good morning Class !!

Have you had a good half term break? What did you get up to? Miss Starrs and I enjoyed spending time outside, we went for lots of family walks. I planted lots of vegetable seeds in my garden and Islay enjoyed helping me water them. I do hope they grow, please let me know if you have any helpful gardening tips!



We are looking forward to seeing or hearing about what you do today.

Below, we have some more fun and exciting activities for you to enjoy at home.

Remember, if you have any questions, you can email us. 😊

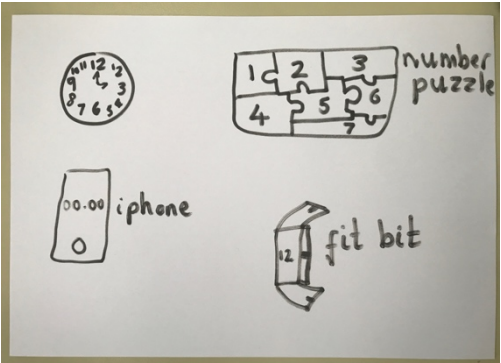
Don't forget to enjoy some 'me' time today, you could take your favourite book to read outside in the fresh air, or listen to some of your favourite music.

Have a fantastic day,

Mrs Potter and Miss Starrs.

Before we begin, listen to my favourite song, I love rainbows because they always brighten up rainy days.

<https://www.youtube.com/watch?v=nRTdqOVsLGQ>

Subject	Task:
<p>Literacy</p>	<p>Today, we want you to draw a picture showing us something you did last week, when you weren't doing your fun home learning tasks. It could be going for a walk with your family, playing a board game or building a den in your garden.</p> <p>When you have drawn your picture, write a sentence about it.</p> <p>If you want, you could add some super adjectives.</p> <p>Here is Miss Starrs'. Can you pick out the adjectives she used?</p>  <p>I took my brown dog for a walk in the warm sunshine.</p> <p>Remember, you can write as many sentences as you want. Don't forget to use your Kite Challenge words and phonics sounds to help you.</p>
<p>Numeracy</p>	<p>Today, we are going to go on a number hunt.</p> <p>In your home, you have lots of numbers that are just waiting to be found.</p> <p>Can you go for a walk around your home and draw pictures of all the numbers you can see?</p> <p>Here are some of the objects that had numbers on them in Mrs Potter's home. Do you have any of the same ones?</p> 

Challenge, if you want to earn 5 dojo points answer these questions and email us the answers.

1. What was the biggest number you found? Where did you find it?
2. What was the smallest number you found? Where did you find it?

Phonics

Read the information below and draw a picture to match. You could draw a picture to match all the sentences or just the first one.

I can see a green fish.

It is in the blue water.

It is in the water with a shark.

Topic:

Today, we would like you to think about how we can mix new colours, using red, blue and yellow.

Do you remember learning the colour mixing song with Mrs Potter, in your art lesson?

Here is it to remind you:

Mixing Colours Song

(Sing to the tune of 'The Wheels on the Bus'.)

Mixing colours red and blue,
Red and blue, red and blue.
Mixing colours red and blue,
Purple is made.

Mixing blue with yellow now,
Yellow now, yellow, now.
Mixing blue with yellow now,
Green is there, wow!


Mixing yellow now with red,
Now with red, now with red.
Mixing yellow now with red,
Orange, orange, orange.



Your task today is to create a rainbow, using only red, blue and yellow.
























You could use crayons, pencil crayons, paint or coloured paper.












































We asked Mrs Martin's little boy, Harry, to have a go at this to. He used the computer to paint his rainbow. I wonder why purple is there? Can you make purple with red, yellow or blue?



Challenge- If you want to, you could tell us how you made the colours in your rainbow.

Phonics: Phase 2-5 sounds

s 	a 	t 	p 	i 	n 	m 	d 
g 	o 	c 	k 	ck 	e 	u 	r 
h 	b 	f 	ff 	l 	ll 	ss 	

j 	v 	w 	x 	y 	z 	zz 	qu 	air 
ch 	sh 	th 	ng 	ai 	ee 	igh 	oa 	ure  Pure
oo 	oo 	ar 	or 	ur 	ow 	oi 	ear 	er 
ay 	ou 	ie 	ea 	oy 	ir 	ue 	ue 	
aw 	wh 	ph 	ew 	ew 	oe 	au 	ey 	
a-e 	e-e* 	i-e 	o-e 	u-e 	u-e 			

*even