

## Half Term Activities!

Happy half term everyone!

Just a quick note from all the staff here at Blowers Green, to thank you once again for your efforts and enthusiasm to complete home-learning activities over the past week. You have amazed us with your perseverance and resilience in these challenging times. We all hope you have a relaxing and fun-filled half-term holiday. Enjoy yourselves but most importantly stay safe! Fingers crossed the sun shines for us. 🙏☀️

Teachers will not be setting daily home learning over the half-term break, but we have included some links to activities that might be nice to share as a family or to keep you entertained!

**Take a look and have fun!**



### Mrs Martin's Blowers Green Bake Off!

Do you like baking? I love baking and I love watching the Great British Bake Off! So, let's have a bit of a competition! You are all challenged to show me your best bake! Email me pictures of your delicious bakes, I will pick some winners from each year group and when we are back in school, I will have prizes ready. Who is up for the challenge? Are you



going to go for crunchy cookies, fabulous fairy cakes or even a marvellous madeira cake? I cannot wait to see all of your pictures!



[yearthree@blowers.dudley.sch.uk](mailto:yearthree@blowers.dudley.sch.uk)

On here, there are lots of ideas for baking, making and much more.


<https://www.savethechildren.org.uk/what-we-do/coronavirus-information-advice/keeping-kids-entertained-during-lockdown>

Fancy a little challenge?

<https://www.origamiway.com/origami-animals.shtml>

I have never been very good at origami, but I have challenged myself to have a go during half term.

Can you too?



When you next go outside to exercise, try to collect as many smooth rocks as you can.

Back indoors, get inspired by [this video](#) and then get decorating.




When we are back, bring in your rocks and we will create our own special rock garden in school.

If you are like me, and LOVE Julia Donaldson, follow this link! You can enjoy some story telling by the author herself!



<https://blog.kidadl.com/organiser/julia-donaldson>





Online Safari! - Longleat Safari Park has a virtual safari, so you can see some of the world's most amazing animals for you to see from the comfort of your own home!



<https://www.longleat.co.uk/news/longleat-launches-virtual-safari>



Something new...


Not too far from us, a famous writer lived. His name was William Shakespeare.

Find out about him here...

<https://www.bing.com/videos/search?q=shakespeare+for+kids&docid=608046298036242018&mid=C10ECEF2BAB579C5DCAEC10ECEF2BAB579C5DCAE&view=detail&FORM=VIRE>

If this interests you and you would like to learn a little more, here are a few videos you can watch.

[https://www.rsc.org.uk/support/members-room/exclusive-members-content/share-your-shakespeare?utm\\_source=wordfly&utm\\_medium=email&utm\\_campaign=JL-public-ews-sonnets&utm\\_content=version\\_A](https://www.rsc.org.uk/support/members-room/exclusive-members-content/share-your-shakespeare?utm_source=wordfly&utm_medium=email&utm_campaign=JL-public-ews-sonnets&utm_content=version_A)



Enjoy a well-deserved break and to our families celebrating Eid...





### Nature scavenger hunt-

when on your daily walk can you find these things?

Bunny, feather, spider web, yellow flower, birds nest, worm, moss, frog, ants, ball, lady bug, sprinkler, a stick, grass, sunshine dandelions, green leaf and a fruit tree.



1- Can you use some things you may have at home to make your own agility course.

### Outdoor agility course

3- See who in your family can do it the quickest, or can you beat your own time?

2- Use things to climb over, under, weave in-between, jump through and even jump over!

Kitchen utensil bubble wands-  
slofted spoons, fly swatters and soatulas

Make your own bubble solution

head outside

see which

Utensil creates

the best

bubbles

### Pom Pom making-

If you have any wool at home you can easier make your own pompom. Use two pieces of card (if you don't have card you can use paper) then cut them into a donut with a hole. You must wrap the wool around the hole until the hole has disappeared, then you need to cut it to make your final pompom.

### Shadow drawing

If you have any chalk at home and a patio you can do this on there, if not you can do it with sticks on your grass. When the sun is shining get someone at home to stand or sit in a fun position, you then can draw around them with chalk or sticks.

See who can do the funniest one!



### Flower pressing-

When you are out on your walk or in the garden find as many beautiful flowers that you are allowed to pick. Then place them in between 2 pieces of paper and 2 heavy books. Leave them for a few days and then take a look. You could make a collage with the finished results.

### Make your own bird feeder-

All you need is a toilet roll tube, peanut butter / honey, string and bird seeds. Paint on the honey or peanut butter and roll in the seeds. Then loop the string through the tube and hang outside and watch the birds enjoy!



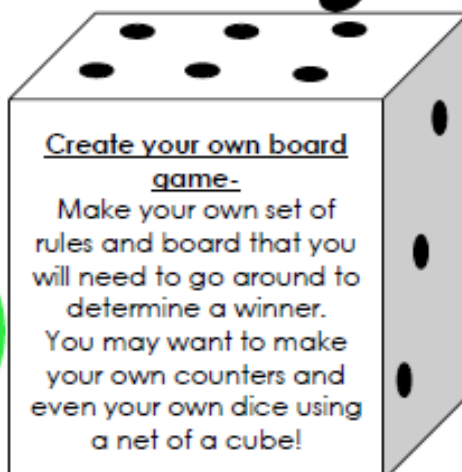
### Recycled outdoor music station-

Can you use old tins, plastic bottles and other things you no longer need in your house to make music? You could use string to hang them from a tree or just do it on the grass. You can even decorate them if you want!



### Cook or bake for your family-

Can you cook a meal or bake some cakes for your family to enjoy at home?



### Create your own board game-

Make your own set of rules and board that you will need to go around to determine a winner. You may want to make your own counters and even your own dice using a net of a cube!

