



Good morning Year 2!  
I loved reading the end of your stories yesterday.  
What fantastic writers you are!  
Today, we are going to continue working on our books and by creating a fantastic front cover.  
Right...let's get on with it!




### Our first lesson, is maths

You did so well at our challenges yesterday. Well done!  
Today's challenges use your knowledge of number and addition.  
It's 2 dojos per challenge again! Send me your answers.

#### Four-pin bowling

Which pins must Joshua knock down to score exactly 5?



Find 2 different ways:

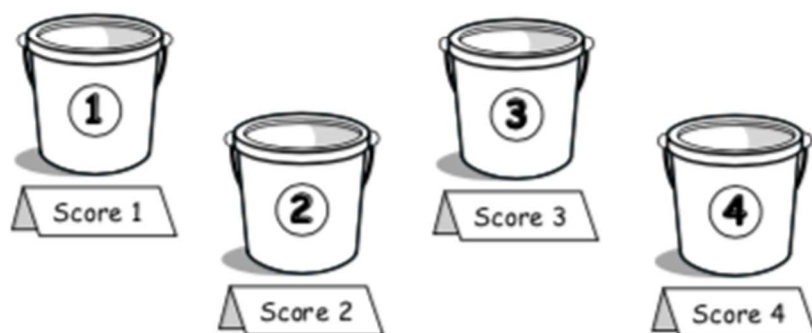
- a. to score 5
- b. to score 6
- c. to score 7

## Bean-bag buckets

Dan threw 3 bean-bags.

Each bag went in a bucket.

More than one bag can go in a bucket.



1. What is the highest score Dan can get?
2. Find three ways to score 6.
3. Find three ways to score 9.
4. What other scores can Dan get?

## Sum up

Choose from these four cards.



Make these totals:

- 9
- 10
- 11
- 12
- 13
- 14
- 15

What other totals can you make from the cards?

## Next up, writing!

You have now made a book full of great sentences. How amazing is that?

You should be proud of all your hard work!

Today, you are going to design a front cover for your 'Don't look in this book' story. Your front cover needs to grab the readers attention. Imagine you are in a book shop. You need to make someone choose your book over all the other books available!

Draw your front cover design and try to include these things to make your cover great!

- Book title
- The author and the illustrator's name (both are you!)
- A picture of the main character, or somewhere in the book
  - Must be colourful and attractive

You might like to look at the covers of books in your house to help you.

Send me a picture of your book cover for 3 dojos!



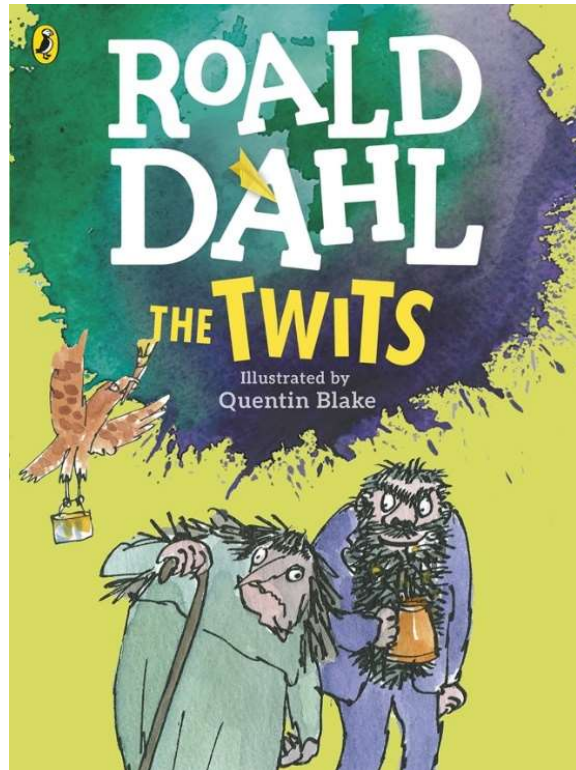


Now, it's time for us to enjoy a story!

We listened to quite a bit of this story last week.

Today, listen to the last 20 minutes.

<https://safeyoutube.net/w/xIXM>



Our last lesson, is PSHE

Although this school year has been a little different to normal, we have still had some lovely moments in Year 2.

I know I have many wonderful memories of our class.

I think we should record our memories so we can look back at our year in future to help us remember the great time we have had together.

There is a template of how you might like to present your memory record below, but you can present your ideas in any way you want. Get creative! You might like to use a computer.

Please tell me your:

- Favourite moment
- Favourite book you have read
- Favourite thing you have learnt
  - A memory you will keep
  - Your favourite activity

Please send me a photo of your memories, I can't wait to read about your special memories!

# What I loved this year!

My favourite  
moment:




My favourite book:



A memory I'll keep:



The best thing I learnt:



My favourite activity:



I can't wait to see your memory records!

Make sure to put them somewhere safe, so you can look back at your memories of Year 2.



I can't believe it is the last week of home learning!

Make sure to get plenty of rest, some fresh air and exercise today.

Take some time to practise your challenges too.

Have a lovely day!

Miss Pylypiak-Clancy 😊