

IT'S NOT WHAT  
HAPPENS  
TO YOU,  
BUT HOW  
YOU REACT  
TO IT THAT  
MATTERS  
-EPICTETUS

Good morning!

I hope you are all well and enjoying this week's learning. I am so excited to work on our stories again today. I know you are all fantastic writers so your final story will be amazing!

IF YOU DREAM IT,  
BELIEVE IN IT,  
AND WORK HARD  
FOR IT, ANYTHING  
IS POSSIBLE.

MAE AMONG THE STARS  
BY RODA AHMED

### Our first lesson is maths

More fractions work today, you know the drill!

Find **one third** of these numbers. Choose your level of challenge.

Send me your answers and I will give you **3 dojos** for your effort.

3	15	27
9	21	33
6	18	30
12	24	36

### Super challenge

Email me your answers for **3 dojos**.



Teddy

I have  $\frac{1}{3}$  of £9



Mo

I have  $\frac{1}{2}$  of £8

Who has more money? \_\_\_\_\_

How do you know?


## Now, back to our story writing!

Get out your plans for your own story.

Remind yourself of this exciting story by listening to it again, here.

Are there any words or sentences you might like to steal?

<https://safeYouTube.net/w/ULQM>



Today, we are going to plan the third and fourth plot points in our story.

I have included onomatopoeia for my last plot points.

For each plot point, in your writing technique box, try and note down words and phrases you will use in your writing, you could include:

- A synonym for look run e.g. **sprint, dart, rush**
- Expanded noun phrases , e.g. **sparkling stars**
- Alliteration, e.g. **the deep, dark, depths of the ocean**
- A simile ,e.g. **the sky was as magnificent as a queen or, the ocean was like a magical glass ball**
  - Onomatopoeia, e.g. **whoosh, bang, swish**

In the punctuation box, choose one or two to include:

- Exclamation (!), e.g. **The stars were like diamonds twinkling in the sky!**
- Speech (" ")- what might someone say in that place? e.g. **"What is Earth like?" wondered the Alien.**
- Commas ( , )- can you create a list of three? e.g. **The sea was swimming with colourful cod, beautiful barnacles and feisty fish.**

If you find this tricky, use your phonics to tell me what you can see in each picture.

This is what my plan now looks like!

Magical place

Writing techniques

Punctuation




- explore
- beautiful stars
- The sparkling, special stars
- The stars sparkled like diamonds

- Shooting stars, comets and galaxies whizzed by.



- discover
- clear ocean
- long, lengthy seaweed
- the fish swam like cars darting in and out of traffic

- "I could swim here forever!" exclaimed the clownfish.



- dart
- green, slimy frog
- marvellous, magical music
- the music was as beautiful as the most ornate embroidery
- splash, splash splash

- The frog was extremely slimy and slippery!



- sprint
- scary monsters
- massive monsters
- the monsters looked like aliens from the furthest galaxy
- ROARRRRR, BELCH, ROAR!

- The monsters scream " ahh, who are you?"

## Our next lesson, is science

Yesterday, you found different materials in your house.  
Today, we are going to think why the items you found are made of that material.

Next, to your list of materials and items, I want you to add a sentence telling me why the object is made of that material. Use at least one word from my property list below in your sentence.

For example: Wood- table- The table is made out of wood because wood is **rigid** and **strong**, so you can put a lot of things on it and it won't break.

Transparent	Opaque
Waterproof	Absorbent
Rigid	Malleable
Strong	

Send me a picture of your answers. If I can see you have used my property words, you might even get some dojos!

### Now, let's end the day with a story!

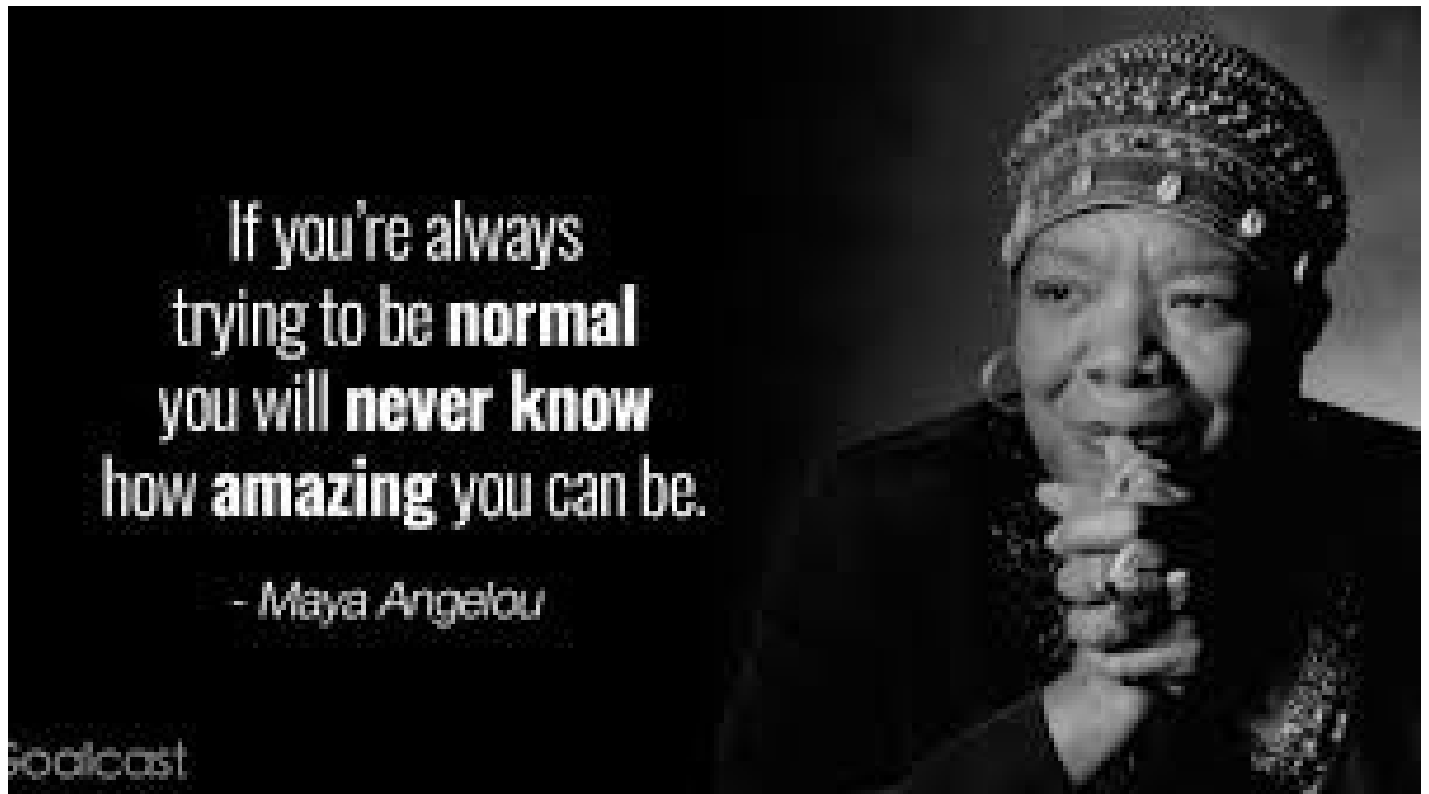
Put a timer on for 15 minutes. This is your time to read completely uninterrupted!  
Find somewhere nice to settle down and just enjoy your book. I will be too!



I can't wait to start writing our stories tomorrow!

I really like this quote. It is about always being yourself, as only you can be your best version of yourself!

Every single member of our class is different and special in their own way.



Remember, any issues and please email me on the Year 2 email address.

Please take some time to read and get some fresh air today.

Remember to practise your challenges too!

Enjoy your day!

Miss Pylypiak-Clancy 😊