

**“Never bend
your head. Always
hold it high. Look
the world straight
in the eye.”**

HELEN KELLER

Good morning Year 2!

I hope you are well and enjoying your learning this week. Thank you for sharing pictures of your work with me, I love seeing how you are learning at home!

Right then... on with our learning today!

**“Believe you
can and you're
halfway there.”**

THEODORE ROOSEVELT

PE first!

Let's go!

Join in at 9am or later in the day here.

<https://www.youtube.com/user/thebodycoach/>



Can you hold a plank like the children in the picture for one minute?


I can only hold the plank for 56 seconds, just 4 seconds off!

Email me to tell me how you do.

Next, it's time to enjoy a story

Enjoy 'Don't look in this book', by Samuel Langley-Swain here.

<https://safeYouTube.net/w/ULQM>




Our next lesson is writing

We are going to write our own 'Don't look in this book' story this week! How exciting!

We are going to borrow Samuel Langley-Swains introduction to his story, and then choose the places that someone would find out about if you read our book.

You might like to create a book out of sheets of paper to add to each day.

Our introduction will start like Samuel Langley- Swain's, you can copy this into your book.



I was talking to you, yes, you right there.
You'd better not look inside.
Don't read on . . . don't you dare!

Now, writers plan their stories before starting to write. So, we are going to do the same today!



Use a different sheet of paper as your writing plan.

Today, I want you to choose four places that your book might take your reader. You might like to go back and remind yourself of the different places mentioned in the story and use some of their ideas.





You might also use the pictures below to help you decide!

Once you have chosen four, we are going to set up our planning sheet. You might get an adult to help you with this, or you can print mine which is below.

Draw a picture of your four magical places in the first column.



This is what my planning sheet looks like. I chose two magical places from the pictures, and two from the story.

Magical place	Writing techniques	Punctuation
		
		
		
		

Magical place	Writing techniques	Punctuation
1.		
2.		
3.		
4.		

That's going to be it for today, I can't wait to start collecting lots of fantastic words to use in our story tomorrow!

Our last lesson today, is maths!

You did some fantastic work on fractions last week. Well done!

Today, we are going to practise solving fraction problems. I want you to make sure your work is looking super neat. Make sure to make your sharing circle big enough to fit all your dots in. Also, make sure that they are the same size and look neat on your page.

Send me a picture of your work, and if I think your presentation is good, you will get 3 dojos!

Find half of the numbers below.

Choose a level of challenge today, red being the hardest.

There is a super challenge below for a chance to win more dojos too!

1. 2	6. 18	11. 22
2. 4	7. 16	12. 26
3. 8	8. 14	13. 30
4. 10	9. 20	14. 28
5. 6	10. 12	15. 24

Super challenge

Create a word story for this number fact. Draw a picture to help you.

$$\frac{1}{2} \text{ of } 8 = 4$$

Well done! One day complete!

I can't wait to write some brilliant stories with you this week!



Make sure to get some fresh air and practise your challenges today!

Take ten minutes to read another chapter of your book too.

If you have any questions, please email me on the Year 2 email address.

Enjoy the rest of your day Year 2 😊.

Miss Pylypiak-Clancy