

Wednesday 1st July 2020

Good morning Class !!

Look at today's date, what do you notice? Yes, the month has changed. It isn't June anymore, it is July. July is usually our last month at school before the summer holidays. I like July because the weather is warmer and I can get excited about visiting my family in Wales when we break up from school. Miss Starrs loves July too, as she gets to visit her favourite place in Cornwall.



Did you know that July is sometimes called the Hay month? This is because the grass dries out due to a lack of rain and can be made into hay.



As always, we are looking forward to seeing or hearing about what you do.

Below, are some more fun and exciting activities for you to enjoy at home today.

Remember, you can check your answers with an adult when you have finished by scrolling down the page. 😊

Have another lovely day,

Mrs Potter and Miss Starrs.

Warm up your brains this morning by singing the months of the year song:

<https://safeYouTube.net/w/6AtM>

Subject	Task:
<p>Literacy</p>	<p>Last night I spoke to Miss Starrs, she said she was going to go for long walk, and have picnic if the weather was nice. I asked her what she was going to take, and she said a vegetable roll. I told Miss Starrs to take a yummy sandwich, and she said...</p> <p style="color: green; text-align: center;">“I don't know how to make a sandwich Mrs Potter”.</p> <div data-bbox="316 598 743 1162" data-label="Image"> </div> <p>Well, Year 1, I was shocked, but as always, I said we would help.</p> <p>So, your challenge today is to write a set of instructions to tell Miss Starrs how to make a sandwich.</p> <p>You can choose any filling you like.</p> <p>Here is mine:</p> <p style="color: green;">First, get 2 slices of bread.</p> <p style="color: green;">Then, put butter on them.</p> <p style="color: green;">Next put a cheese slice on.</p> <p style="color: green;">After that, cut it into half.</p> <p style="color: green;">Finally, eat it or put it in your lunch box for later.</p> <p>Can you spot the time words I have used? These will help Miss Starrs as they tell her what to do in the right order.</p> <p>If you find this a bit tricky, use the word mat below and draw and label a sandwich for Miss Starrs.</p>

Numeracy

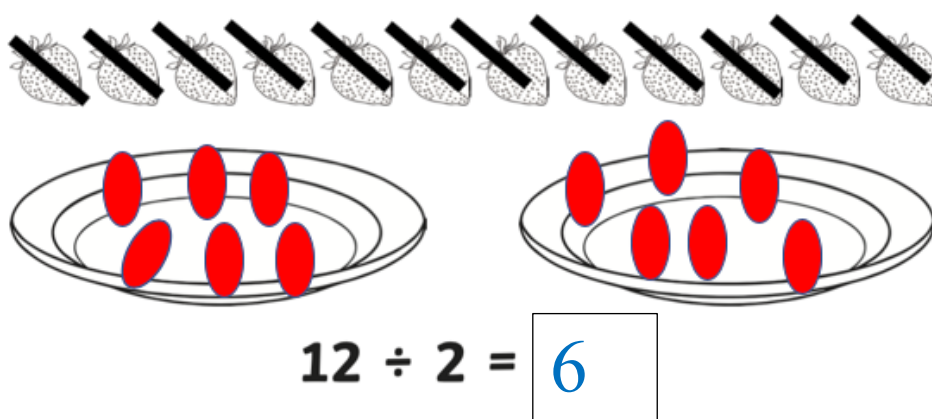
Today, I would like you to imagine you are going on a picnic. You have lots of different foods in your basket which much be shared equally between you and your friend.

If you share them equally, you solve the division number sentence.

I have answered one to help you.

I cross a strawberry out each time I put one on a plate.

Then, I write down how many each person has to find the answer.



Your questions are attached below. Do as many as you can.

Phonics

Practise your phonics sounds using your sound mat below.

Then, choose an activity using the link below and spend 10 minutes practising your phonic skills.

<http://phonicsplay.co.uk>

Topic: DT

Your final challenge today, is to design a picnic carrier for Miss Starrs. It could be a basket or a bag. The choice is yours.

You must have the following features in your design:

- A handle
- A place to put the food
- A place to hold a drink
- A place to put a blanket

Your design will also need to be colourful. Miss Starrs will choose the winner.

Here are a few ideas to help you.



My Own Sandwich

Choose a Grain

- ☐ Pita pockets
- ☐ Bagels
- ☐ Wraps
- ☐ Tortilla

- ☐ Bread
- ☐ Rolls
- ☐ Baguette
- ☐ Panini

- ☐ English muffin
- ☐ Muffins
- ☐ French Bread



Choose a Spread

- ☐ Peanut Butter
- ☐ Almond Butter
- ☐ Sunbutter
- ☐ Sesame Butter
- ☐ Hummus
- ☐ Cream Cheese
- ☐ Pesto
- ☐ Laughing Cow Cheese
- ☐ Guacamole
- ☐ Mustard
- ☐ Dressing

Choose a Vegetable

- ☐ Carrots
- ☐ Lettuce
- ☐ Spinach
- ☐ Cucumbers

- ☐ Olives
- ☐ Bell Peppers
- ☐ Onions
- ☐ Cabbage

- ☐ Sprouts
- ☐ Salsa
- ☐ Broccoli
- ☐ Cauliflower



Choose a Fruit or Protein











































































- ☐ Apple
- ☐ Orange
- ☐ Banana
- ☐ Pear

- ☐ Fruit Jam
- ☐ Applesauce
- ☐ Tomatoes
- ☐ Raisins

- ☐ Meat
- ☐ Eggs
- ☐ Cheese
- ☐ Tuna

Phonics: Phase 2-5 sounds

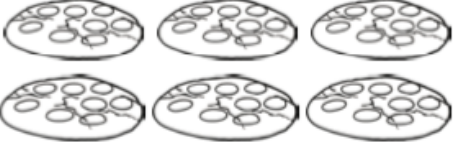




s 	a 	t 	p 	i 	n 	m 	d 
g 	o 	c 	k 	ck 	e 	u 	r 
h 	b 	f 	ff 	l 	ll 	ss 	

j 	v 	w 	x 	y 	z 	zz 	qu 	air 
ch 	sh 	th 	ng 	ai 	ee 	igh 	oa 	ure 
oo 	oo 	ar 	or 	ur 	ow 	oi 	ear 	er 
ay 	ou 	ie 	ea 	oy 	ir 	ue 	ue 	
aw 	wh 	ph 	ew 	ew 	oe 	au 	ey 	
a-e 	e-e* 	i-e 	o-e 	u-e 	u-e 			

*even

Maths: Sharing

Draw your 2 plates to help you find the answers.

1. 	$6 \div 2 =$
2. 	$8 \div 2 =$
3. 	$12 \div 2 =$
4. 	$10 \div 2 =$
5. 	$16 \div 2 =$

What do you notice about sharing between 2? Would there be a quicker way to work these questions out?

Maths Answers:

1.	$6 \div 2 = 3$
2.	$8 \div 2 = 4$
3.	$12 \div 2 = 6$
4.	$10 \div 2 = 5$
5.	$16 \div 2 = 8$