

Tuesday 9<sup>th</sup> June 2020

Good morning Class !!

Thank you so much for all the wonderful emails you sent yesterday, they really made Miss Starrs and I smile, especially the videos.

Today's fun fact:

Did you know that, in Japanese the word Tuesday means 'fire day', in relation to the planet Mars?

I think it is because the planet Mars is red and looks like fire, what do you think? Do you know the names of any other planets?



We are looking forward to seeing or hearing about what you do today.

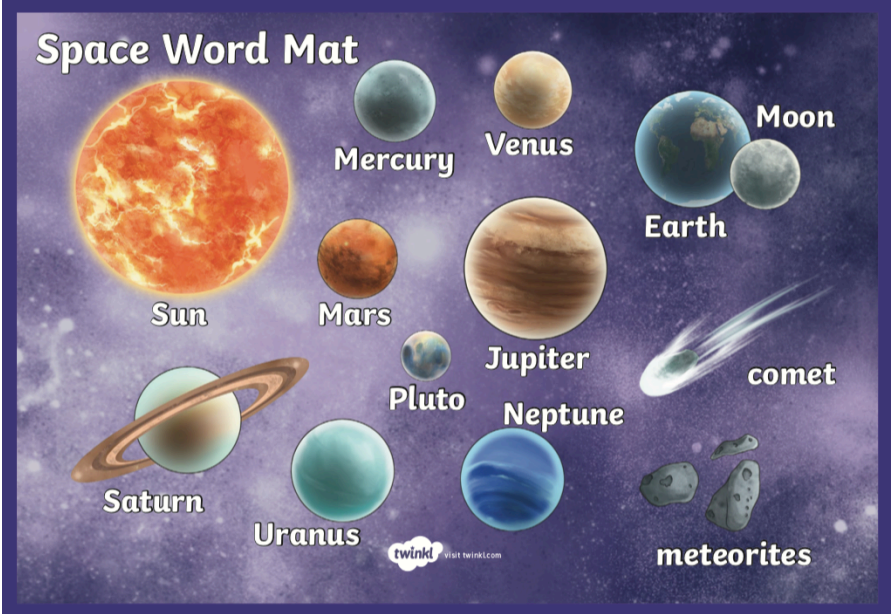
Below, are some more fun and exciting activities for you to enjoy at home today. Remember, you can check your answers with an adult when you have finished by scrolling down the page. 😊

Have an amazing day,

Mrs Potter and Miss Starrs.

Before we begin, watch this video. It teaches you the names of all the planets.

<https://www.youtube.com/watch?v=mQrlgH97v94>

Subject	Task:
<p><b>Literacy</b></p>	<p>Today, we would like you to continue to think about space and all the amazing things you might see from a space rocket.</p> <p>Here are some pictures of some of the things the astronauts on Space X might have seen:</p>  <p>Your challenge is to imagine you are on the Space X rocket and writing a letter to your friends telling them what you could see.</p> <p>Here is my letter. I have used some of the words from the pictures to help me. You could do the same.</p> <p>Dear Mrs Macdonald,</p> <p>Today, I saw the bumpy moon and a zooming comet. I saw the colourful planets and a big bright sun.</p> <p>I miss you.</p> <p>From Mrs Potter</p> <p>Remember, you can write as many sentences as you want. If you find this tricky, write a list of what you could see.</p>

## Numeracy

Today, we are going to practise counting in 5s.

Watch this song to warm up your bodies and dance with your 5's.

<https://www.youtube.com/watch?v=amxVL9KUmq8>

When we count in 5s, we can use our hands to help us as we have 5 fingers on each hand. Practise it using the picture below.



Your task today is to use your fingers to count in 5s by filling in the missing numbers on the 5s activity below.

If you complete them all, why not try Miss Starrs 5's challenge.

## Phonics

Choose a game for your phase and practise your phonics skills on:

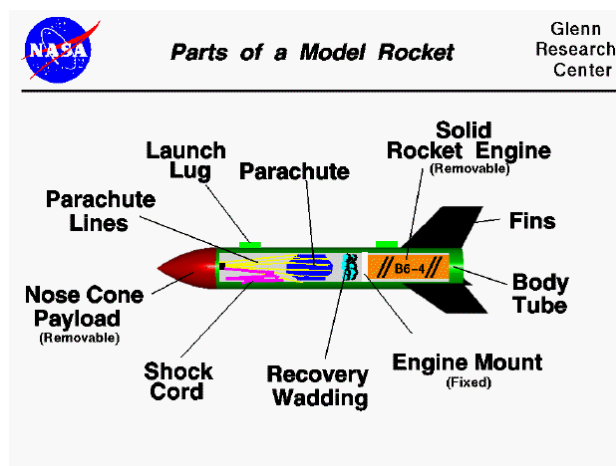
<https://new.phonicsplay.co.uk/>

If you want too, try the reading task attached below. Use your phonics to help you read any words you are unsure of. Then answer as many questions as you can.

Today, we would like you to design your very own space rocket.

It must:

1. Be made from strong materials.
2. Have windows and a door.
3. Have a big engine.
4. Have 3 or more wings.
5. Have a point at the top.
6. Have an area for the astronauts to sit.



























The best designs will receive 5 do jo points.

If you don't have materials, draw a picture of your design and label it with the materials that you need.

## Counting in 5s

Count in 5s and fill in the missing numbers on the hands.

 5			
	 30		 40
		 55	
 65			
		 95	
 105			

### Maths challenge:

You can count in 5s from any number, like this:

3   8   13   18

Can you count on in 5s from these numbers?

4			
13			
22			


## Maths Answers:


















































5 10 15 20 25 30 35 40 45  
50 55 60 65 70 75 80 85  
90 95 100

## Maths challenge:

4 9 14 19  
13 18 23 28  
22 27 32 37

## Phonics: Phase 2-5 sounds



j 	v 	w 	x 	y 	z 	zz 	qu 	air 
ch 	sh 	th 	ng 	ai 	ee 	igh 	oa 	ure  Pure
oo 	oo 	ar 	or 	ur 	ow 	oi 	ear 	er 
ay 	ou 	ie 	ea 	oy 	ir 	ue 	ue 	
aw 	wh 	ph 	ew 	ew 	oe 	au 	ey 	
a-e 	e-e* 	i-e 	o-e 	u-e 	u-e 			

\*even



## A Space Adventure!

One day, Jacob and Oscar had a wonderful space adventure! They climbed into their rocket and shot off up into space. Jacob wanted to see aliens and monsters. Oscar wanted to discover a new planet.

After a bumpy journey, they landed on a rocky, purple planet and they climbed out to start to explore. Suddenly, Oscar saw some funny-looking footsteps. Being very brave, the boys decided to follow them. They walked and walked until they noticed something green and furry behind a huge space rock. What could it be?

Slowly, they walked up to take a peek...

# Quick Questions



1. What did Jacob hope to see in space?

---



2. Which adjective has the author used to show that the boys didn't have an easy trip into space?

---



Why were the boys '*being very brave*'?

---

---

---

---



3. What do you think happened next?

---

---

---

---

# Answers



1. What did Jacob hope to see in space?

**Jacob wanted to see aliens and monsters.**



2. Which adjective has the author used to show that the boys didn't have an easy trip into space?

**bumpy**



3. Why were the boys '*being very brave*'?

**The boys were being very brave because they went searching for the person or creature who had made the funny-looking footsteps.**



4. What do you think happened next?

**Accept any sensible prediction linked to the text, e.g. I think they found an alien behind the space rock and they all made friends.**