



Good morning Class 3! How are you all? Did you have a nice weekend? We enjoyed a nice peaceful one! Can you believe we are in July and almost at the end of Year 3? I still feel sad that I have not been able to see you all, but I am very excited to be able to see you in September, when you will be grown up Year Four children!

Well, we better carry on with our learning to make sure that we are all ready for Year 4!

So today, let's begin with a little P.E warm up. Let's head to YouTube to complete a Joe Wicks workout!

<https://www.youtube.com/channel/UCZ26XdQJUPOMuir4RdQsP8Q?app=desktop>

Next up, let's do some maths. Last week we practised + and -. This week we are going to practise our fractions again. They are really tricky, so practise will help. We are going to be recapping equivalent fractions.

Follow this link to begin your learning.


<https://www.bbc.co.uk/bitesize/articles/zm6rkxs>

Now...complete this activity.

You will need equal strips of paper for this activity.

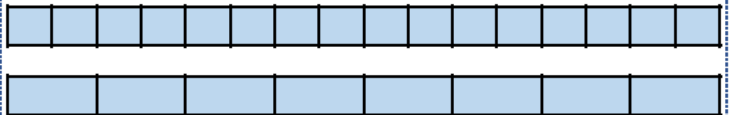
Use two strips of equally sized paper.
Fold one strip in half and the other into quarters.

Place the halves on top of the quarters.
Lift up one half. How many quarters are
equivalent to one half?



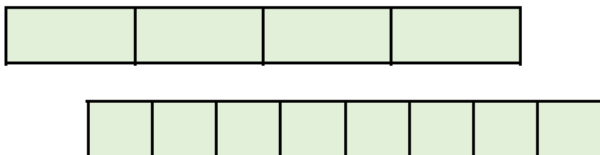
Use two strips of equally sized paper.
Fold one strip in to eighths and the other into
sixteenths.

Place the eighths on top of the sixteenths.
Lift up one eighth. How many sixteenths are
equivalent to one eighth?



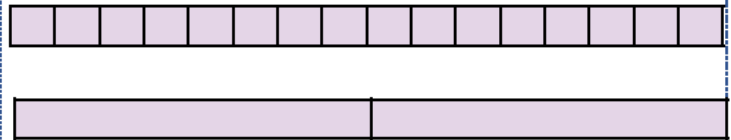
Use two strips of equally sized paper.
Fold one strip into quarters and the other into
eighths.

Place the quarters on top of the eighths.
Lift up one quarter. How many eighths are
equivalent to one quarter?



Use two strips of equally sized paper.
Fold one strip in half and the other into sixteenths.

Place the halves on top of the sixteenths.
Lift up one half. How many sixteenths are
equivalent to one half?



Set 3



FRACTIONS

Thinking Tom says;

"I explain what is the same about these
two fractions and what is different."

$\frac{3}{6}$ $\frac{1}{2}$

Can you explain? Convince Me!



Next, we have some English work to do. This week, we are going to really focus on our reading. Now that we are in KS2, we have to make sure we read carefully, to be able to understand what a book is telling us. We also have to make predictions and use clues to decide how a character might think or act. So, read the text carefully then answer the questions.

THE ENCHANTED SWORD

The tiny army of 'men', who were stood at the mouth of a cave, stared back at their quaint, idyllic village. The small, wooden huts they called home could be seen peeping above the rolling hills in near distance and the sound of village folk from the market hummed through each corner and down each meandering street. Like a spider, the cobbled pathways spun a web around the village and were always full of friendly, smiling faces. The grass was greener here, the flowers were brighter here and the rivers were clearer and bluer than anywhere else on the planet. It was, as they had always said, a paradise. It's not surprising that nobody could have predicted that an elf, a dwarf and a pixie from such humble beginnings would have ended up on such an epic quest. The Silver One, who had arrived in the village a few weeks ago, had approached the elf first, for the elf was the wisest and most rational of the three. He needed three beings each with very specific qualities, if they were to succeed on this mission. Let's face it, stealing the enchanted sword from an ogre king is no easy feat.

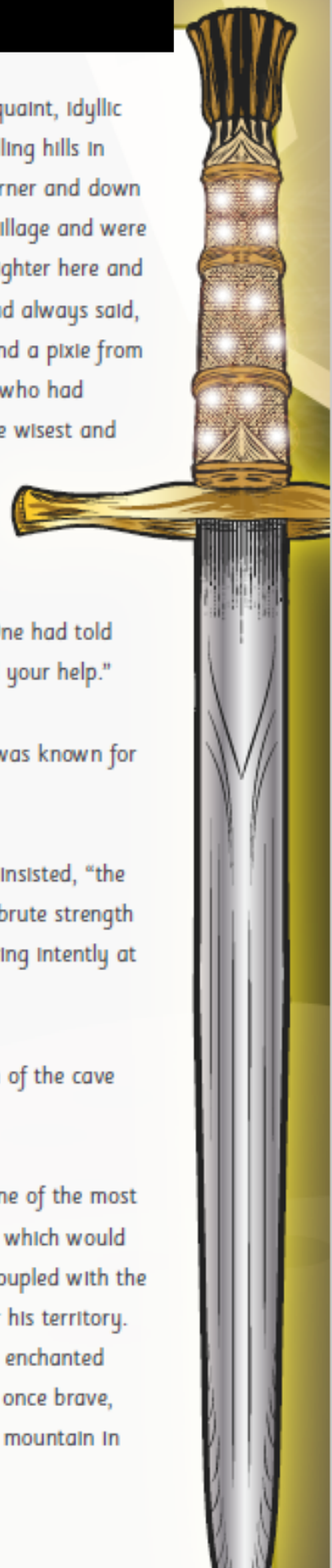
"That sword, in the wrong hands, will have a disastrous effect on us all!" The Silver One had told the elf, who listened on with curiosity. "I am too old to do what is necessary so I need your help."

The elf listened to The Silver One's explanation, being careful not to interrupt, for he was known for having a short temper.

"I need a pixie who is small and nimble enough to steal a key without being seen," he insisted, "the key will open the door to the room where the sword is kept. I need the dwarf for his brute strength so he can fight off any ogres who stand in the way. Finally, I need you," he said, staring intently at the elf, "for you are resistant to the sorcery of the enchanted sword."

And so, after hours of persuading, the dwarf, the pixie and the elf stood at the mouth of the cave ready to begin the mission that would change their lives forever.

Meanwhile, deep down beneath them, in the darkness of the mountain, lived Drarg: one of the most feared kings in the land. Dressed in gold-plated armour, he had eyes of fire and fury, which would bore into your soul; weapons forged from the strongest metal in existence, which he coupled with the strength of a thousand oxen; and an all-consuming anger for anyone that would enter his territory. Many moons ago, he had stumbled upon the one weapon he was unable to forge- the enchanted sword. This precious weapon had immeasurable power and evil beginnings, turning a once brave, noble warrior into the ogre king he is today. Now, the entranced beast sits under the mountain in darkness, plotting to use the sword to rage evil upon the world.



1. Look at paragraph beginning 'The tiny army of 'men''

Find and copy one word which describes the faces in the village.

2. Use joining lines to match each phrase to the item it is describing.

'...could be seen peeping above the rolling hills'

huts

'...spun a web around the village'

village

'...clearer and bluer than anywhere else on the planet.'

pathways

'...stared back at their quaint, idyllic...'

rivers

3. In the box below, draw the village as it is described in the text.



4. Why did The Silver One approach the elf first? Tick two reasons.

He was brave. ☐

He was wise. ☐

He was curious. ☐

He was rational. ☐

5. Using joining lines, match the character to their quality.

the elf

brute strength

the dwarf

resistant to sorcery

the pixie

small and nimble

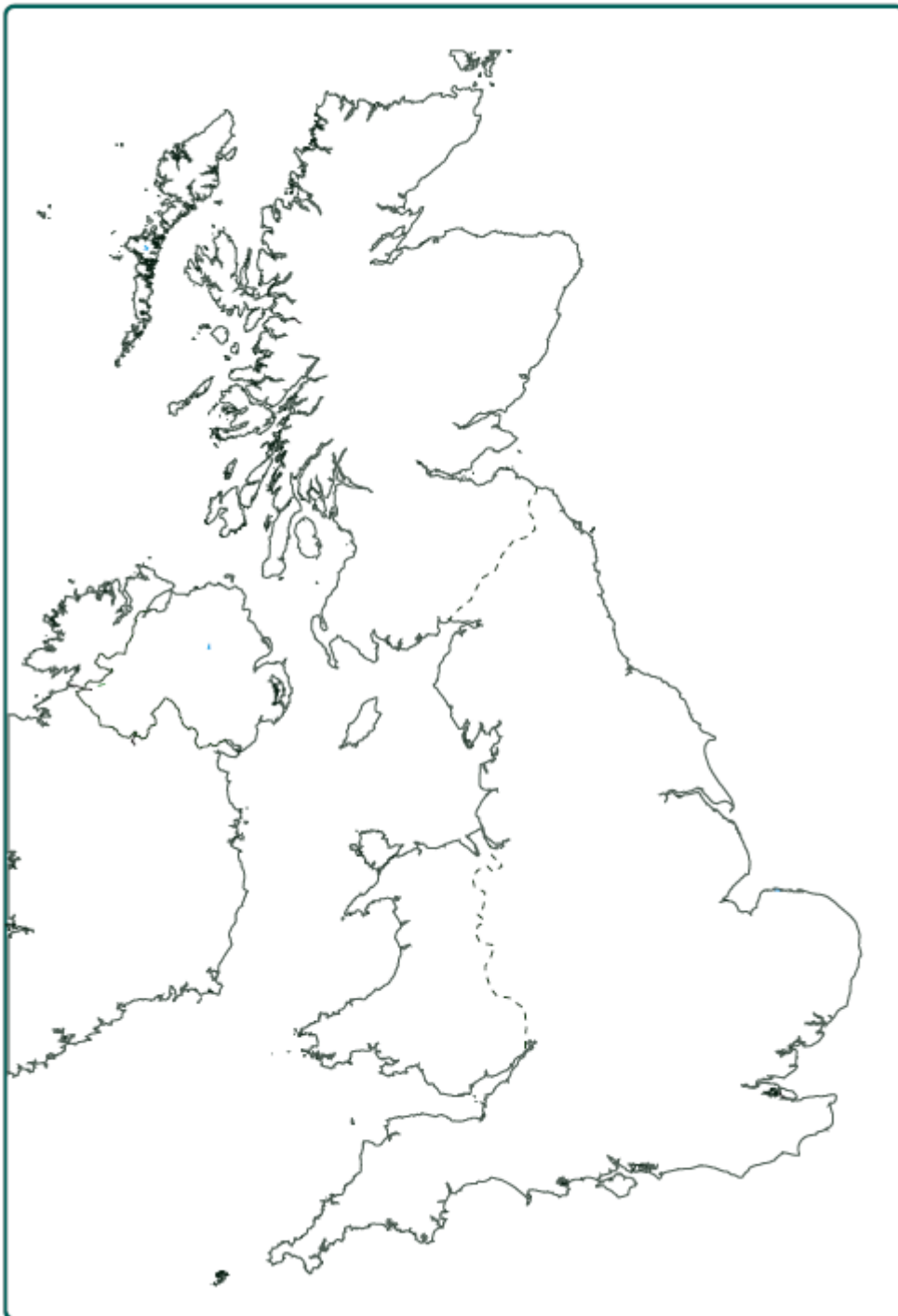
6. What turned Drarg from a warrior to an ogre king?

7. Look at the paragraph beginning 'Meanwhile, deep down beneath them'.

Find and copy the adjective which tells us that Drarg is bewitched by the sword.

Great work! Remember, every time that you read, always see what you can spot in a text that helps you to learn about a character or setting.

Last up today, we have geography. This year we learnt about rivers. Today I want you to recall as many rivers as you can. Time yourself 2 minutes. How many can you name? Anyone who can name 7...5 Dojos! GO!



Now I want you to research and plot the rivers on the map below.

You can print the map or draw one into your book.

Challenge – Can you name the longest river in the UK?

Do any rivers run through more than one UK country?

Finally, here is your book today.

This one is a long one, so listen to about 20 minutes. We will keep listening to it over the next week.

https://stories.audible.com/pdp/B00FL4S5FC?ref=adbl_ent_anon_ds_pdp_pc_cntr-3-4

Have a fantastic day Class 3. Remember to keep practising any challenges you have, especially spellings! Enjoy some fresh air and make sure that you have a relax this afternoon.

Take care, stay safe.

Mrs Martin 😊